



District Report Card: 2017


State: Maharashtra	District: Parbhani
Class: 3	Subject: Language
Schools: 61	Students: 1433


Participation/Coverage


Students

 GENDER	Boys		Girls	
	Number	%	Number	%
	704	49.13	729	50.87

 AREA	Rural		Urban	
	Number	%	Number	%
	780	54.43	653	45.57

 CATEGORY	SC		ST		OBC		GEN	
	Number	%	Number	%	Number	%	Number	%
	221	15.42	44	3.07	575	40.13	593	41.38

 CWSN	LD	VI	HI	S&LD	ID	Oth
	5	37	1	10	3	40

 Management	Government		Government-aided	
	Number	%	Number	%
	786	54.85	647	45.15

Average Performance of Students in Language (%)

Overall	Gender		Area		Management		Social Group			
	Male	Female	Rural	Urban	Govt.	Aided	SC	ST	OBC	GEN
71.83	71.60	72.04	70.12	73.86	69.75	74.35	71.10	78.48	73.12	70.34

Performance on Learning Outcomes (LOs)

Learning Outcomes	Description	Average Performance(%)
L304	Reads small texts with comprehension i.e., identifies main ideas, details, sequence and draws conclusions	74.30
L312	Reads printed scripts on the classroom walls: poems, posters, charts etc.	66.88

Range of Performance of Students who Answered Correctly							
Below 30%		30% - 50%		50% - 75%		Above 75%	
Number	%	Number	%	Number	%	Number	%
106	7.40	198	13.82	370	25.82	759	52.97

Lowest Performing Learning Outcomes (LOs)

1 - Reads printed scripts on the classroom walls: poems, posters, charts etc. (66.88)

2 - Reads small texts with comprehension i.e., identifies main ideas, details, sequence and draws conclusions (74.30)